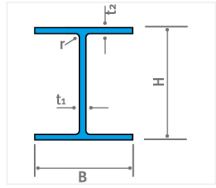


欧标H型钢 WIDE FLANGE BEAMS HE

尺寸标准/DIMENSIONS: BS EN10365-2017 公差标准/TOLERANCES: EN10034:1993

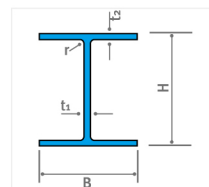


尺寸和截面特性 Dimensions and Sectional Properties
 尺寸材质Material EN 10025-2 S235JR, S275JR, S355JR etc.
 EN 10025-3 S275N/NL, S355N/NL etc.
 EN 10025-4 S275M/ML, S355M/ML etc.

型号 Designation	米重 (kg/m) Unit Weight (kg/m)	高度 H (mm)	腿宽 B (mm)	腹板 厚度t1 (mm)	翼缘 厚度t2 (mm)	圆角 半径r (mm)	截面面积 A (cm ²)
HE100AA	12.2	91	100	4.2	5.5	12.0	15.6
HE100A	16.7	96	100	5.0	8.0	12.0	21.2
HE100B	20.4	100	100	6.0	10.0	12.0	26.0
HE100C	30.9	110	103	9.0	15.0	12.0	39.3
HE100M	41.8	120	106	12.0	20.0	12.0	53.2
HE120AA	14.6	109	120	4.2	5.5	12.0	18.6
HE120A	19.9	114	120	5.0	8.0	12.0	25.3
HE120B	26.7	120	120	6.5	11.0	12.0	34.0
HE120C	39.2	130	123	9.5	16.0	12.0	49.9
HE120M	52.1	140	126	12.5	21.0	12.0	66.4
HE140AA	18.1	128	140	4.3	6.0	12.0	23.0
HE140A	24.7	133	140	5.5	8.5	12.0	31.4
HE140B	33.7	140	140	7.0	12.0	12.0	43.0
HE140C	48.2	150	143	10.0	17.0	12.0	61.5
HE140M	63.2	160	146	13.0	22.0	12.0	80.6
HE160AA	23.8	148	160	4.5	7.0	15.0	30.4
HE160A	30.4	152	160	6.0	9.0	15.0	38.8
HE160B	42.6	160	160	8.0	13.0	15.0	54.3
HE160C	59.2	170	163	11.0	18.0	15.0	75.4
HE160M	76.2	180	166	14.0	25.0	15.0	97.1
HE180AA	28.7	167	180	5.0	7.5	15.0	36.5
HE180A	35.5	171	180	6.0	9.5	15.0	45.3
HE180B	51.2	180	180	8.5	14.0	15.0	65.3
HE180C	69.8	190	183	11.5	19.0	15.0	89.0
HE180M	88.9	200	186	14.5	24.0	15.0	113.3
HE200AA	34.6	186	200	5.5	8.0	18.0	44.1

欧标H型钢 WIDE FLANGE BEAMS HE

尺寸标准/DIMENSIONS: BS EN10365-2017 公差标准/TOLERANCES: EN10034:1993



尺寸和截面特性 Dimensions and Sectional Properties

尺寸材质Material EN 10025-2 S235JR, S275JR, S355JR etc.

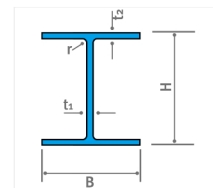
EN 10025-3 S275N/NL, S355N/NL etc.

EN 10025-4 S275M/ML, S355M/ML etc.

型号 Designation	米重 (kg/m) Unit Weight (kg/m)	高度 H (mm)	腿宽 B (mm)	腹板 厚度t1 (mm)	翼缘 厚度t2 (mm)	圆角 半径r (mm)	截面面积 A (cm ²)
HE200A	42.3	190	200	6.5	10.0	18.0	53.8
HE200B	61.3	200	200	9.0	15.0	18.0	78.1
HE200C	81.9	210	203	12.0	20.0	18.0	104.4
HE200M	103.0	220	206	15.0	25.0	18.0	131.3
HE220AA	40.4	205	220	6.0	8.5	18.0	51.5
HE220A	50.5	210	220	7.0	11.0	18.0	64.3
HE220B	71.5	220	220	9.5	16.0	18.0	91.0
HE220C	94.1	230	223	12.5	21.0	18.0	119.9
HE220M	117.0	240	226	15.5	26.0	18.0	149.4
HE240AA	47.4	224	240	6.5	9.0	21.0	60.4
HE240A	60.3	230	240	7.5	12.0	21.0	76.8
HE240B	83.2	240	240	10.0	17.0	21.0	106.0
HE240C	119.0	255	244	14.0	24.5	21.0	152.2
HE240M	157.0	270	248	18.0	32.0	21.0	199.6
HE260AA	54.1	244	260	6.5	9.5	24.0	69.0
HE260A	68.2	250	260	7.5	12.5	24.0	86.8
HE260B	93.0	260	260	10.0	17.5	24.0	118.4
HE260C	132.0	275	264	14.0	25.0	24.0	168.4
HE260M	172.0	290	268	18.0	32.5	24.0	219.6
HE280AA	61.2	264	280	7.0	10.0	24.0	78.0
HE280A	76.4	270	280	8.0	13.0	24.0	97.3
HE280B	103.0	280	280	10.5	18.0	24.0	131.4
HE280C	145.0	295	284	14.5	25.5	24.0	185.2
HE280M	189.0	310	288	18.5	33.0	24.0	240.2
HE300AA	69.8	283	300	7.5	10.5	27.0	88.9

欧标H型钢 WIDE FLANGE BEAMS HE

尺寸标准/DIMENSIONS: BS EN10365-2017 公差标准/TOLERANCES: EN10034:1993

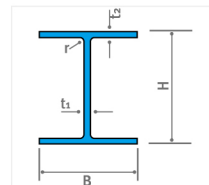


尺寸和截面特性 Dimensions and Sectional Properties
 尺寸材质Material EN 10025-2 S235JR, S275JR, S355JR etc.
 EN 10025-3 S275N/NL, S355N/NL etc.
 EN 10025-4 S275M/ML, S355M/ML etc.

型号 Designation	米重 (kg/m) Unit Weight (kg/m)	高度 H (mm)	腿宽 B (mm)	腹板 厚度t1 (mm)	翼缘 厚度t2 (mm)	圆角 半径r (mm)	截面面积 A (cm ²)
HE300A	88.3	290	300	8.5	14.0	27.0	112.5
HE300B	117.0	300	300	11.0	19.0	27.0	149.1
HE300C	177.0	320	305	16.0	29.0	27.0	225.1
HE300M	238.0	340	310	21.0	39.0	27.0	303.1
HE320AA	74.2	301	300	8.0	11.0	27.0	94.6
HE320A	97.6	310	300	9.0	15.5	27.0	124.4
HE320B	127.0	320	300	11.5	20.5	27.0	161.3
HE320C	186.0	340	305	16.0	30.5	27.0	236.9
HE320M	245.0	359	309	21.0	40.0	27.0	312.0
HE340AA	78.9	320	300	8.5	11.5	27.0	100.5
HE340A	105.0	330	300	9.5	16.5	27.0	133.5
HE340B	134.0	340	300	12.0	21.5	27.0	170.9
HE340M	248.0	377	309	21.0	40.0	27.0	315.8
HE360AA	83.7	339	300	9.0	12.0	27.0	106.6
HE360A	112.0	350	300	10.0	17.5	27.0	142.8
HE360B	142.0	360	300	12.5	22.5	27.0	180.6
HE360M	250.0	395	308	21.0	40.0	27.0	318.8
HE400AA	92.4	378	300	9.5	13.0	27.0	117.7
HE400A	125.0	390	300	11.0	19.0	27.0	159.0
HE400B	155.0	400	300	13.5	24.0	27.0	197.8
HE400M	256.0	432	307	21.0	40.0	27.0	325.8
HE450AA	99.7	425	300	10.0	13.5	27.0	127.1
HE450A	140.0	440	300	11.5	21.0	27.0	178.0
HE450B	171.0	450	300	14.0	26.0	27.0	218.0
HE450M	263.0	478	307	21.0	40.0	27.0	335.4

欧标H型钢 WIDE FLANGE BEAMS HE

尺寸标准/DIMENSIONS: BS EN10365-2017 公差标准/TOLERANCES: EN10034:1993



尺寸和截面特性 Dimensions and Sectional Properties

尺寸材质Material EN 10025-2 S235JR, S275JR, S355JR etc.

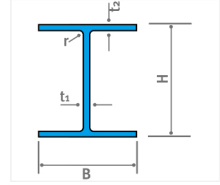
EN 10025-3 S275N/NL, S355N/NL etc.

EN 10025-4 S275M/ML, S355M/ML etc.

型号 Designation	米重 (kg/m) Unit Weight (kg/m)	高度 H (mm)	腿宽 B (mm)	腹板 厚度t1 (mm)	翼缘 厚度t2 (mm)	圆角 半径r (mm)	截面面积 A (cm ²)
HE500AA	107.0	472	300	10.5	14.0	27.0	136.9
HE500A	155.0	490	300	12.0	23.0	27.0	197.5
HE500B	187.0	500	300	14.5	28.0	27.0	238.6
HE500M	270.0	524	306	21.0	40.0	27.0	344.3
HE550AA	120.0	522	300	11.5	15.0	27.0	152.8
HE550A	166.0	540	300	12.5	24.0	27.0	211.8
HE550B	199.0	550	300	15.0	29.0	27.0	254.1
HE550M	278.0	572	306	21.0	40.0	27.0	354.4
HE600AA	129.0	571	300	12.0	15.5	27.0	164.1
HE600A	178.0	590	300	13.0	25.0	27.0	226.5
HE600B	212.0	600	300	15.5	30.0	27.0	270.0
HE600M	285.0	620	305	21.0	40.0	27.0	363.7
HE600*337	337.0	632	310	25.5	46.0	27.0	429.2
HE600*399	399.0	648	315	30.0	54.0	27.0	508.5
HE650AA	138.0	620	300	12.5	16.0	27.0	175.8
HE650A	190.0	640	300	13.5	26.0	27.0	241.6
HE650B	225.0	650	300	16.0	31.0	27.0	286.3
HE650M	293.0	668	305	21.0	40.0	27.0	373.7
HE650*343	343.0	680	309	25.0	46.0	27.0	437.5
HE650*407	407.0	696	314	29.5	54.0	27.0	518.8
HE700AA	150.0	670	300	13.0	17.0	27.0	190.9
HE700A	204.0	690	300	14.5	27.0	27.0	260.5
HE700B	241.0	700	300	17.0	32.0	27.0	306.4
HE700M	301.0	716	304	21.0	40.0	27.0	383.0
HE700*352	352.0	728	308	25.0	46.0	27.0	448.6

欧标H型钢 WIDE FLANGE BEAMS HE

尺寸标准/DIMENSIONS: BS EN10365-2017 公差标准/TOLERANCES: EN10034:1993



尺寸和截面特性 Dimensions and Sectional Properties
 尺寸材质Material EN 10025-2 S235JR, S275JR, S355JR etc.
 EN 10025-3 S275N/NL, S355N/NL etc.
 EN 10025-4 S275M/ML, S355M/ML etc.

型号 Designation	米重 (kg/m) Unit Weight (kg/m)	高度 H (mm)	腿宽 B (mm)	腹板 厚度t1 (mm)	翼缘 厚度t2 (mm)	圆角 半径r (mm)	截面面积 A (cm ²)
HE700*418	418.0	744	313	29.5	54.0	27.0	531.9
HE800AA	172.0	770	300	14.0	18.0	30.0	218.5
HE800A	224.0	790	300	15.0	28.0	30.0	285.8
HE800B	262.0	800	300	17.5	33.0	30.0	334.2
HE800M	317.0	814	303	21.0	40.0	30.0	404.3
HE800*373	373.0	826	308	25.0	46.0	30.0	474.6
HE800*444	444.0	842	313	30.0	54.0	30.0	566.0
HE900AA	198.0	870	300	15.0	20.0	30.0	252.2
HE900A	252.0	890	300	16.0	30.0	30.0	320.5
HE900B	291.0	900	300	18.5	35.0	30.0	371.3
HE900M	333.0	910	302	21.0	40.0	30.0	423.6
HE900*391	391.0	922	307	25.0	46.0	30.0	497.7
HE900*466	466.0	938	312	30.0	54.0	30.0	593.7
HE1000AA	222.0	970	300	16.0	21.0	30.0	282.2
HE1000*249	249.0	980	300	16.5	26.0	30.0	316.8
HE1000A	272.0	990	300	16.5	31.0	30.0	346.8
HE1000B	314.0	1000	300	19.0	36.0	30.0	400.0
HE1000M	349.0	1008	302	21.0	40.0	30.0	444.2
HE1000*393	393.0	1016	303	24.4	43.9	30.0	500.2
HE1000*415	415.0	1020	304	26.0	46.0	30.0	528.7
HE1000*438	438.0	1026	305	26.9	49.0	30.0	556.0
HE1000*494	494.0	1036	309	31.0	54.0	30.0	629.1
HE1000*584	584.0	1056	314	36.0	64.0	30.0	743.7