





REDUCING CAMLOCK COUPLING


Material: Aluminum Alloy/Stainless steel
 Handle: Brass & Stainless Steel
 Gasket:NBR Safety pin: Steel
 Thread:ISO228(BSP)/ISO7(BSP)/ANSI B1.20(NPT)


STYLE	SIZE	CODE
TYPE AR	2"×1-1/2"	AR2015AL
	2"×3"	AR2030AL
	3"×2"	AR3020AL
	3"×4"	AR3040AL
	4"×3"	AR4030AL
	4"×6"	AR4060AL
	6"×4"	AR6040AL
		
MALE ADAPTER X FEMALE THREAD		


STYLE	SIZE	CODE
TYPE ER	1-1/2"×1	ER1510AL
	2"×1-1/2"	ER2015AL
	2"×3"	ER2030AL
	3"×2"	ER3020AL
	3"×4"	ER3040AL
	4"×2"	ER4020AL
	4"×3"	ER4030AL
		
MALE ADAPTER X HOSE SHANK		


STYLE	SIZE	CODE
TYPE BR	1-1/2"×1	BR1510AL
	2"×1-1/2"	BR2015AL
	3"×2"	BR3020AL
	3"×4"	BR3040AL
	4"×3"	BR4030AL
		
FEMALE COUPLER X MALE THREAD		

STYLE	SIZE	CODE
TYPE FR	2"×1-1/2"	FR2015AL
	3"×1-1/2"	FR3015AL
	3"×2"	FR3020AL
	3"×4"	FR3040AL
		
MALE ADAPTER X MALE THREAD		

STYLE	SIZE	CODE
TYPE CR	2"×1-1/2"	CR2015AL
	2-1/2"×1-1/2"	CR2515AL
	3"×2"	CR3020AL
	3"×4"	CR3040AL
	4"×3"	CR4030AL
		
FEMALE COUPLER X HOSE SHANK		

STYLE	SIZE	CODE
TYPE SA	1"	SA100AL
	1-1/4"	SA125AL
	1-1/2"	SA150AL
	1-1/2"×2"	SA1520AL
	2"	SA200AL
	2-1/2"	SA250AL
	2"×2-1/2"	SA2025AL
	2"×3"	SA2030AL
	3"×4"	SA3040AL
	3"	SA300AL
	4"	SA400AL
	4"×6"	SA4060AL
6"	SA600AL	
		
DUST CAP		

STYLE	SIZE	CODE
TYPE DR	1-1/2"×1"	DR1510AL
	2"×1-1/2"	DR2015AL
	3"×2"	DR3020AL
	4"×3"	DR4030AL
		
FEMALE COUPLER X FEMALE THREAD		

STYLE	SIZE	CODE
TYPE DA	1-1/2"×1	DA1510AL
	1-1/2"×2"	DA1520AL
	2"×1-1/2"	DA2015AL
	2"×3"	DA2030AL
	2"×4"	DA2040AL
	2-1/2"×2"	DA2520AL
	3"×1-1/2"	DA3015AL
	3"×2"	DA3020AL
	3"×2-1/2"	DA3025AL
	3"×4"	DA3040AL
	4"×2"	DA4020AL
	4"×3"	DA4030AL
4"×6"	DA4060AL	
6"×4"	DA6040AL	
		
DUST PLUG		